

# Type 0ADKC / 0ADKP

## Time Delay, Ceramic Tube Fuse Series

HF <sup>Pb</sup> 0ADKC/0ADKP Series 5x20mm Ceramic Tube Time Delay Fuse

RoHS 2 Compliant

### Description

A 600 Vac / 500 Vdc rated ceramic tube cartridge fuse in a compact 5x20mm package.

### Features

- Time Delay, high breaking capacity
- Ceramic tube, Silver plated copper cap construction
- Available in cartridge and pigtail axial lead
- RoHS 2 compliant
- Halogen Free
- Leadfree



### Applications

- Industrial Power Supply
- DC/DC module


LEAD FREE = <sup>Pb</sup>  
HALOGEN FREE = HF



### Physical Specifications

Materials	Body : Ceramic
	Cap : Silver Plated Copper Alloy
	Pigtail Leads : Tin Plated Copper
Marking	On Fuse :
	"bel"
	"0ADK" "Current Rating", "Voltage Rating", "Appropriate Safety Logos"
	On Label :
"bel", "0ADKC" or "0ADKP", "Current Rating", "Voltage Rating", "Interrupting Rating", "Appropriate Safety Logos" and "  ", "  " (China RoHS compliant).	

### Ratings

SAFETY AGENCY	SAFETY AGENCY CERTIFICATE	VOLTAGE RATING (V)	AMPERE RANGE / VOLT @ I.R. ABILITY*
	E20624	500mA - 20A / 600V AC 500mA - 20A / 500V DC 500mA - 10A / 400V DC	500mA - 20A / 600V @ 200A AC 500mA - 20A / 500V @ 300A DC 500mA - 10A / 400V @ 2KA DC

\* I.R. = INTERRUPTING RATING = SHORT CIRCUIT RATING (AMPS)

### Electrical Characteristics

Rated Current	1.5In	2.1In	2.75In	3.0In	4.0In	10.0In
< 1A	1 hour min.	N/A	N/A	120sec max	N/A	N/A
1A - 3.15A	1 hour min.	30min. max.	750ms - 80sec	N/A	95ms - 5sec	10ms - 150ms
4A - 6.3A	1 hour min.	30min. max.	750ms - 80sec	N/A	150ms - 5sec	10ms - 150ms
8A - 20A	30min. min.	30min. max.	750ms - 80sec	N/A	150ms - 8sec	10ms - 150ms

Specifications subject to change without notice



Bel Fuse Inc.  
206 Van Vorst Street  
Jersey City, NJ 07302 USA

+1 201.432.0463  
Bel.US.CS@belf.com  
[belfuse.com/circuit-protection](http://belfuse.com/circuit-protection)

# Type 0ADKC / 0ADKP

## Time Delay, Ceramic Tube Fuse Series

HF  0ADKC/0ADKP Series 5x20mm Ceramic Tube Time Delay Fuse

RoHS 2 Compliant

### Environmental Specifications

Operating Temperature	-55 °C to +125 °C
Terminal Strength	MIL-STD-202G, Method 211 Test Condition A
Lead Solderability	MIL-STD-202, Method 208
Mechanical Vibration	MIL-STD-202, Method 201
Thermal Shock	MIL-STD-202, Method 107, Test Condition B (5 cycles -65 °C to +125 °C).
Humidity	MIL-STD-202, Method 103, Test Condition A 95%RH and 40 °C for 240 hours

### Electrical Specifications

Part Number	Ampere Rating	Typical Cold Resistance (mohm)	Voltage and Interrupting Ratings	Typical Voltage Drop (mV)	Typical Pre-Arcing I <sup>2</sup> t (A <sup>2</sup> Sec)
0ADKC0500-XX 0ADKP0500-XX	500mA	382	See Table of Ratings on Page 1 for Voltage and associated Interrupting Ratings	190	0.287
0ADKC0630-XX 0ADKP0630-XX	630mA	359		261	0.34
0ADKC0800-XX 0ADKP0800-XX	800mA	175		144	1.18
0ADKC1000-XX 0ADKP1000-XX	1A	139		146	1.55
0ADKC1250-XX 0ADKP1250-XX	1.25A	134		138	2.34
0ADKC1600-XX 0ADKP1600-XX	1.6A	57		105	4.10
0ADKC2000-XX 0ADKP2000-XX	2A	55		130	10
0ADKC2500-XX 0ADKP2500-XX	2.5A	34		93	12.5
0ADKC3150-XX 0ADKP3150-XX	3.15A	28		110	17.8
0ADKC4000-XX 0ADKP4000-XX	4A	24		118	25
0ADKC5000-XX 0ADKP5000-XX	5A	17		104	50
0ADKC6300-XX 0ADKP6300-XX	6.3A	13		100	80
0ADKC8000-XX 0ADKP8000-XX	8A	9		85	179
0ADKC9100-XX 0ADKP9100-XX	10A	7.6		90	400
0ADKC9120-XX 0ADKP9120-XX	12A	6		80	576
0ADKC9150-XX 0ADKP9150-XX	15A	4.3		75	900
0ADKC9160-XX 0ADKP9160-XX	16A	3.7		68	1024
0ADKC9200-XX 0ADKP9200-XX	20A	2.7		65	2400

Consult manufacturer for other ratings

Specifications subject to change without notice

\* DC Cold Resistance are measured at <10% of rated current in ambient temperature of 25°C

\* Typical Pre-arcing I<sup>2</sup>t are measured at 10In Current



Bel Fuse Inc.  
206 Van Vorst Street  
Jersey City, NJ 07302 USA

+1 201.432.0463  
Bel.US.CS@belf.com  
[belfuse.com/circuit-protection](http://belfuse.com/circuit-protection)

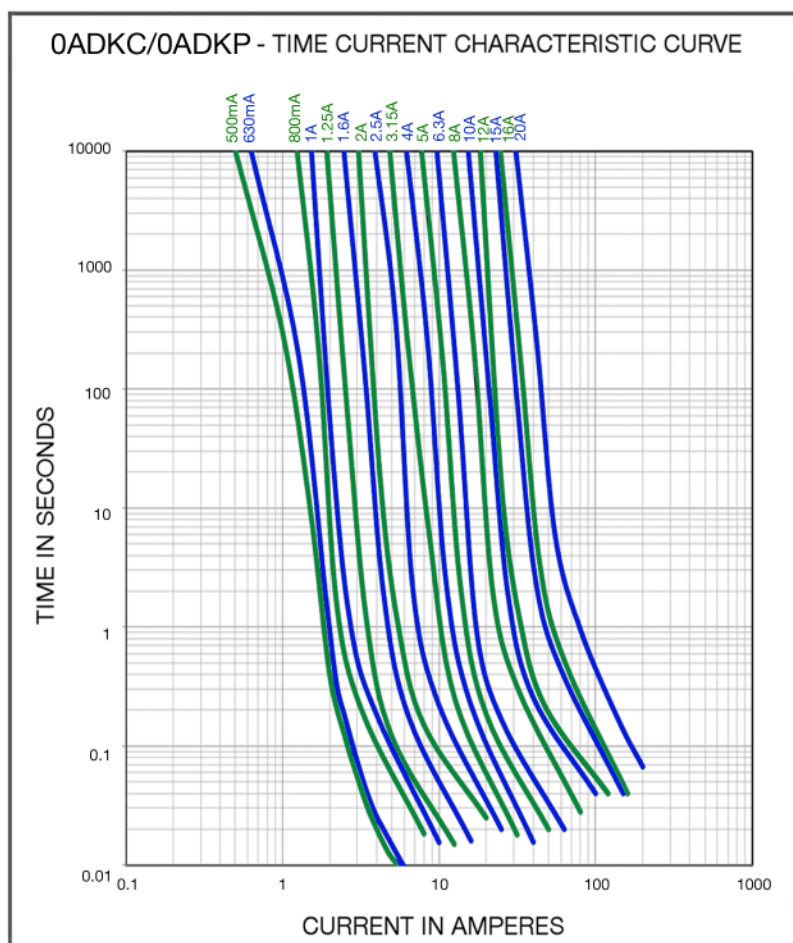
# Type 0ADKC / 0ADKP

## Time Delay, Ceramic Tube Fuse Series

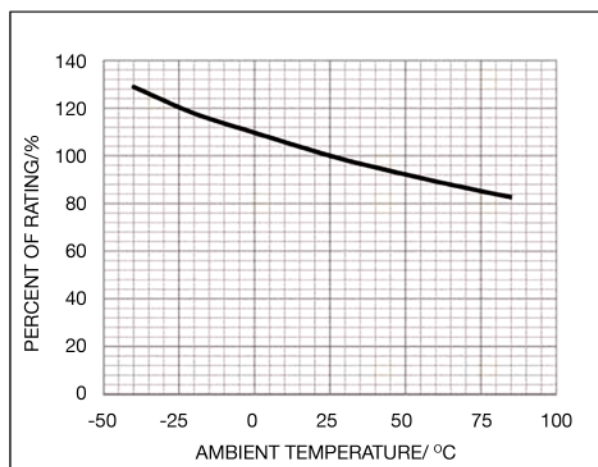
HF Pb 0ADKC/0ADKP Series 5x20mm Ceramic Tube Time Delay Fuse

RoHS 2 Compliant

### Average Time Current Curve



### Temperature Re-Rating Curve



### Soldering parameters for Pigtail Type

Wave Soldering Compatible : (260° C, 10 sec max)

Hand-Solder:

Solder Iron Temperature: (350° C +/- 5° C)

Heating Time: (5 sec max)

Specifications subject to change without notice



Bel Fuse Inc.  
206 Van Vorst Street  
Jersey City, NJ 07302 USA

+1 201.432.0463  
Bel.US.CS@belf.com  
[belfuse.com/circuit-protection](http://belfuse.com/circuit-protection)

# Type 0ADKC / 0ADKP

## Time Delay, Ceramic Tube Fuse Series

HF 06 0ADKC/0ADKP Series 5x20mm Ceramic Tube Time Delay Fuse

RoHS 2 Compliant

### Fuse FGNO Explanation

0ADK X[XXXX] - XX

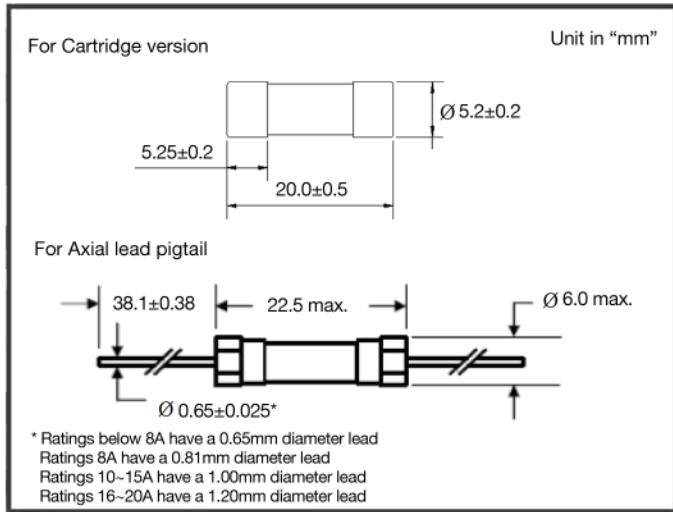
0ADKC/P=0ADKC/P; [XXXX]=Ampere Rating; XX=See Ordering Information as below

Fraction	Decimal	Milliamps	Bel FGNO[XXXX]
1/2	.500	500	0500
	.630	630	0630
8/10	.800	800	0800

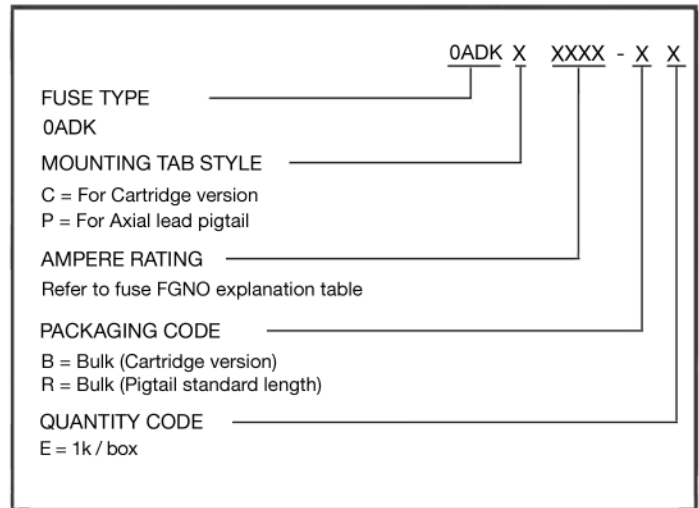
Fraction	Decimal	Amps	Bel FGNO[XXXX]
	1.0	1	1000
1-1/4	1.25	1.25	1250
	1.60	1.6	1600
	2.0	2	2000
2-1/2	2.5	2.5	2500
	3.15	3.15	3150
	4.0	4	4000
	5.0	5	5000
	6.3	6.3	6300
	8.0	8	8000

Amps	Bel FGNO[XXXX]
10	9100
12	9120
15	9150
16	9160
20	9200

### Mechanical Dimensions



### Ordering Information



### Packaging

Packaging Option	Quantity	Packaging Code
Bulk(Cartridge Type)	1000	BE
Bulk(Pigtail Type)	1000	RE

Specifications subject to change without notice



Bel Fuse Inc.  
206 Van Vorst Street  
Jersey City, NJ 07302 USA

+1 201.432.0463  
Bel.US.CS@belf.com  
[belfuse.com/circuit-protection](http://belfuse.com/circuit-protection)